

February 25 - 27, 2011 Phillip Island, Australia

SUPPORT CLASS RESULTS



VICTORIAN MOTORCYCLE WRECKERS AUSTRALIAN SUPERSPORT

Phone: Melbourne +61 (03) 9428 5411

Date: 27/02/11
Event: R07
Weather: Overcast - Temp: 16.4C
Track: Wet but drying

Race 2

Started at: 10:14:51
Laps: 12
Starters: 22
Printed at: 10:43

PROVISIONAL RESULTS

Pos	No	Gr	Name	Machine	Laps	Race Time	Behind	Fastest Lap	On Lap
1	96	A	Aaron GOBERT (NSW)	Yamaha YZF-R6	12	21:43.202		1:47.289	3
2	12	A	Kevin CURTAIN (VIC) / Yahama Racing Team	Yamaha YZF-R6	12	21:50.090	6.888	1:47.791	4
3	65	A	Blake LEIGH-SMITH (QLD)	Suzuki GSX-R	12	21:55.561	12.359	1:48.044	9
4	35	A	Mitchell CARR (NSW) / Carr Bros. Motorsport	Triumph Daytona	12	21:56.003	12.801	1:48.110	11
5	16	A	Christan CASELLA (VIC)	Triumph Daytona	12	21:58.189	14.987	1:48.782	8
6	24	A	Chas HERN (VIC)	Suzuki GSX-R	12	22:02.460	19.258	1:48.001	12
7	21	A	Nicholas WATERS (VIC) / Waters Racing	Suzuki GSX-R	12	22:02.847	19.645	1:48.431	12
8	25	A	Brodie WATERS (VIC) / Team Suzuki	Suzuki GSX-R	12	22:06.837	23.635	1:47.771	12
9	68	A	Glenn SCOTT (NSW)	Kawasaki ZX6R	12	22:06.859	23.657	1:47.932	12
10	55		Hafizh Syahrin ABDULLAH (MAL)	Yamaha YZF-R6	12	22:07.291	24.089	1:47.826	12
11	52	A	Ryan TAYLOR (VIC)	Yamaha YZF-R6	12	22:17.631	34.429	1:49.824	8
12	9	B	Andy LAWSON (QLD)	Yamaha YZF-R6	12	22:25.535	42.333	1:50.152	6
13	82	A	Chris QUINN (NSW)	Yamaha YZF-R6	12	22:26.136	42.934	1:50.287	12
14	91	A	Darren SCIBERRAS (VIC)	Yamaha YZF-R6	12	22:26.248	43.046	1:50.145	7
15	44	B	Jackson LEIGH-SMITH (QLD) / Champion's Ride Days Race Team	Honda CBR-RR	12	22:29.665	46.463	1:51.025	4
16	43	B	Bryce VAN HOOFF (VIC) / Motorcycle Rim Stickers	Kawasaki ZX6R	12	22:56.616	1:13.414	1:51.474	5
17	47	C	Giuseppe SCARCELLA (NSW)	Yamaha YZF-R6	12	23:06.131	1:22.929	1:52.263	10
18	57	B	Levi DAY (SA)	Suzuki GSX-R	12	23:21.329	1:38.127	1:53.367	12
DNF	13	C	Richard ELLIS (VIC)	Yamaha YZF-R6	11	21:31.930	1 Lap	1:53.434	9
DNF	48	C	Laurence GUDE (TAS)	Suzuki GSX-R	8	14:59.703	4 Laps	1:49.743	8
DNF	30	B	Dylan MAVIN (QLD) / Champion's Ride Days Race Team	Honda CBR-RR	2	3:49.901	10 Laps	1:51.484	2
DNF	20	B	Rick OLSON (VIC) / Yamaha Racing Team	Yamaha YZF-R6	1	1:56.180	11 Laps	1:56.180	1

Fastest Lap was 1:47.289 by Aaron GOBERT (NSW)

Current race record for SS class - 1:35.200 by Bryan STARING (VIC) on a Yamaha YZF R6 set on 17/10/09

The results are provisional until the end of the time limit for protests and appeals.

Chief Time Keeper - Scott Laing

Clerk of Course - Peter Smith



Computime Race Timing Systems Pty Ltd © 1996-2008
Licensed to Computime Race Timing Systems


www.computime.com.au

COMPUTIME RACE TIMING SYSTEMS PTY LTD

9 Timber Lane, Glen Waverley, Vic 3150. Ph : 0418 17 13 17

E-mail : scott@computime.com.au





February 25 - 27, 2011 Phillip Island, Australia

SUPPORT CLASS RESULTS



VICTORIAN MOTORCYCLE WRECKERS AUSTRALIAN SUPERSPORT

Phone: Melbourne +61 (03) 9428 5411

Date: 27/02/11
Event: R07
Weather: Overcast - Temp: 16.4C
Track: Wet but drying

Race 2

Started at: 10:14:51
Laps: 12
Starters: 22
Printed at: 10:43

PROVISIONAL LAP TIMES

No	Name	Lap 1	Lap 2	Lap 3	Lap 4	Lap 5	Lap 6	Lap 7	Lap 8	Lap 9	Lap 10	Lap 11	Lap 12
9	Andy LAWSON (QLD)	1:59.195	1:53.397	1:53.221	1:51.403	1:51.541	1:50.152	1:50.699	1:50.163	1:50.438	1:50.858	1:52.309	1:52.159
12	Kevin CURTAIN (VIC)	1:54.504	1:48.915	1:47.802	1:47.791	1:48.245	1:48.790	1:48.371	1:48.140	1:49.124	1:49.270	1:49.691	1:49.447
13	Richard ELLIS (VIC)	2:06.314	1:57.359	1:58.075	1:55.731	1:54.579	1:54.627	1:55.212	1:54.473	1:53.434	1:53.486	2:08.640	
16	Christan CASELLA (VIC)	1:54.541	1:48.919	1:49.928	1:49.799	1:50.328	1:49.623	1:48.803	1:48.782	1:49.193	1:49.056	1:49.180	1:50.037
20	Rick OLSON (VIC)	1:56.180											
21	Nicholas WATERS (VIC)	1:56.415	1:50.135	1:49.664	1:49.199	1:49.039	1:49.477	1:50.215	1:49.600	1:50.679	1:50.545	1:49.448	1:48.431
24	Chas HERN (VIC)	1:59.094	1:51.148	1:50.210	1:51.623	1:48.535	1:49.232	1:48.411	1:48.458	1:48.088	1:50.389	1:49.271	1:48.001
25	Brodie WATERS (VIC)	1:56.121	1:56.821	1:52.718	1:48.838	1:48.754	1:49.270	1:49.247	1:50.513	1:49.437	1:49.154	1:48.193	1:47.771
30	Dylan MAVIN (QLD)	1:58.417	1:51.484										
35	Mitchell CARR (NSW)	1:57.156	1:50.946	1:49.541	1:49.230	1:48.263	1:48.918	1:48.551	1:48.342	1:49.001	1:49.053	1:48.110	1:48.892
43	Bryce VAN HOOFF (VIC)	2:02.244	1:52.173	1:53.649	1:52.254	1:51.474	1:53.956	1:54.024	1:53.788	1:56.124	1:56.175	1:55.730	1:55.025
44	Jackson LEIGH-SMITH (QLD)	2:02.111	1:53.022	1:52.701	1:51.025	1:51.424	1:51.182	1:51.557	1:51.263	1:51.328	1:51.402	1:51.199	1:51.451
47	Giuseppe SCARCELLA (NSW)	2:05.645	1:57.275	1:58.106	1:55.320	1:55.111	1:54.984	1:55.699	1:53.168	1:52.293	1:52.263	1:52.542	1:53.725
48	Laurence GUDE (TAS)	2:01.870	1:52.415	1:52.555	1:51.256	1:51.361	1:49.975	1:50.528	1:49.743				
52	Ryan TAYLOR (VIC)	1:58.688	1:51.358	1:50.702	1:51.765	1:50.939	1:50.441	1:50.008	1:49.824	1:50.113	1:50.860	1:50.854	1:52.079
55	Hafizh Syahrin ABDULLAH (MAL)	2:00.320	1:52.675	1:51.806	1:49.624	1:49.352	1:50.514	1:48.468	1:50.287	1:49.157	1:48.893	1:48.369	1:47.826
57	Levi DAY (SA)	2:05.405	1:57.186	1:58.475	1:56.302	1:55.574	1:55.878	1:55.796	1:55.721	1:56.167	1:55.926	1:55.532	1:53.367
65	Blake LEIGH-SMITH (QLD)	1:57.711	1:50.615	1:48.949	1:48.929	1:48.401	1:49.329	1:48.186	1:48.637	1:48.044	1:49.133	1:48.427	1:49.200
68	Glenn SCOTT (NSW)	2:00.326	1:52.309	1:50.442	1:50.003	1:50.406	1:49.674	1:48.599	1:50.596	1:49.491	1:48.796	1:48.285	1:47.932
82	Chris QUINN (NSW)	2:01.420	1:52.404	1:52.533	1:51.561	1:51.230	1:51.364	1:50.337	1:50.789	1:52.499	1:51.378	1:50.334	1:50.287
91	Darren SCIBERRAS (VIC)	2:03.645	1:54.129	1:52.813	1:51.345	1:51.058	1:50.954	1:50.145	1:50.499	1:50.499	1:50.481	1:50.280	1:50.400
96	Aaron GOBERT (NSW)	1:53.218	1:47.517	1:47.289	1:47.360	1:47.953	1:47.807	1:47.855	1:47.958	1:48.734	1:48.987	1:48.956	1:49.568

The results are provisional until the end of the time limit for protests and appeals.

Chief Time Keeper - Scott Laing

Clerk of Course - Peter Smith



Computime Race Timing Systems Pty Ltd © 1996-2008
Licensed to Computime Race Timing Systems


www.computime.com.au

COMPUTIME RACE TIMING SYSTEMS PTY LTD

9 Timber Lane, Glen Waverley, Vic 3150. Ph : 0418 17 13 17

E-mail : scott@computime.com.au





February 25 - 27, 2011 Phillip Island, Australia

SUPPORT CLASS RESULTS



VICTORIAN MOTORCYCLE WRECKERS AUSTRALIAN SUPERSPORT


Phone: Melbourne +61 (0)3 9428 5411

Date: 27/02/11
Event: R07
Weather: Overcast - Temp: 16.4C
Track: Wet but drying

Race 2

Started at: 10:14:51
Laps: 12
Starters: 22
Printed at: 10:43

PROVISIONAL SPLIT TIMES

Lap	Split 1	Split 2	Split 3	Lap Time	Lap	Split 1	Split 2	Split 3	Lap Time
9 Andy LAWSON (QLD) (12th)					44 Jackson LEIGH-SMITH (QLD) (15th)				
1	39.688	45.944	30.714	1:56.346	1	41.281	46.340	31.389	1:59.010
2	35.890	45.559	31.948	1:53.397	2	36.683	45.465	30.874	1:53.022
3	37.053	45.387	30.781	1:53.221	3	36.769	45.264	30.668	1:52.701
4	35.959	44.994	30.450	1:51.403	4	36.191	44.331	30.503	1:51.025
5	35.998	44.777	30.766	1:51.541	5	35.947	44.105	31.372	1:51.424
6	35.654	44.168	30.330	1:50.152	6	35.866	44.218	31.098	1:51.182
7	35.872	44.346	30.481	1:50.699	7	36.005	44.464	31.088	1:51.557
8	35.518	44.046	30.599	1:50.163	8	36.132	44.259	30.872	1:51.263
9	35.606	44.228	30.604	1:50.438	9	35.933	44.229	31.166	1:51.328
10	35.733	44.592	30.533	1:50.858	10	35.733	44.787	30.882	1:51.402
11	36.034	45.097	31.178	1:52.309	11	36.004	44.334	30.861	1:51.199
12	36.233	44.929	30.997	1:52.159	12	35.622	44.989	30.840	1:51.451
12 Kevin CURTAIN (VIC) (2nd)					47 Giuseppe SCARCELLA (NSW) (17th)				
1	39.323	43.624	30.156	1:53.103	1	41.892	48.331	31.769	2:01.992
2	35.141	43.482	30.292	1:48.915	2	38.009	47.597	31.669	1:57.275
3	34.734	43.175	29.893	1:47.802	3	39.467	47.304	31.335	1:58.106
4	34.800	42.992	29.999	1:47.791	4	37.059	46.435	31.826	1:55.320
5	34.906	43.214	30.125	1:48.245	5	36.961	46.631	31.519	1:55.111
6	34.865	43.716	30.209	1:48.790	6	36.887	46.216	31.881	1:54.984
7	34.790	43.568	30.013	1:48.371	7	37.455	45.861	32.383	1:55.699
8	34.691	43.283	30.166	1:48.140	8	36.670	45.395	31.103	1:53.168
9	35.011	43.884	30.229	1:49.124	9	36.362	45.057	30.874	1:52.293
10	35.201	43.547	30.522	1:49.270	10	36.491	44.858	30.914	1:52.263
11	35.065	43.940	30.686	1:49.691	11	36.393	44.892	31.257	1:52.542
12	35.031	43.965	30.451	1:49.447	12	36.664	45.780	31.281	1:53.725
13 Richard ELLIS (VIC) (19th)					48 Laurence GUDE (TAS) (20th)				
1	42.252	48.359	31.882	2:02.493	1	40.490	46.297	31.770	1:58.557
2	37.615	47.759	31.985	1:57.359	2	36.664	44.839	30.912	1:52.415
3	38.984	47.590	31.501	1:58.075	3	37.179	44.923	30.453	1:52.555
4	37.122	47.175	31.434	1:55.731	4	35.741	44.481	31.034	1:51.256
5	37.167	45.812	31.600	1:54.579	5	35.518	44.644	31.199	1:51.361
6	36.797	46.248	31.582	1:54.627	6	35.491	44.044	30.440	1:49.975
7	37.305	46.307	31.600	1:55.212	7	35.458	44.518	30.552	1:50.528
8	37.570	45.613	31.290	1:54.473	8	35.379	43.894	30.470	1:49.743
9	36.597	45.275	31.562	1:53.434	52 Ryan TAYLOR (VIC) (11th)				
10	36.942	45.174	31.370	1:53.486					

Chief Time Keeper - Scott Laing

Clerk of Course - Peter Smith



Computime Race Timing Systems Pty Ltd © 1996-2008
Licensed to Computime Race Timing Systems


www.computime.com.au

COMPUTIME RACE TIMING SYSTEMS PTY LTD

9 Timber Lane, Glen Waverley, Vic 3150. Ph : 0418 17 13 17

E-mail : scott@computime.com.au





February 25 - 27, 2011 Phillip Island, Australia

SUPPORT CLASS RESULTS



VICTORIAN MOTORCYCLE WRECKERS AUSTRALIAN SUPERSPORT

Phone: Melbourne +61 (0)3 9428 5411

Date: 27/02/11
Event: R07
Weather: Overcast - Temp: 16.4C
Track: Wet but drying

Race 2

Started at: 10:14:51
Laps: 12
Starters: 22
Printed at: 10:43

PROVISIONAL SPLIT TIMES

Lap	Split 1	Split 2	Split 3	Lap Time	Lap	Split 1	Split 2	Split 3	Lap Time
11	37.493	1:00.028	<u>31.119</u>	2:08.640	1	39.841	45.294	31.081	1:56.216
16 Christan CASELLA (VIC) (5th)					2	35.667	45.210	30.481	1:51.358
1	39.215	43.261	30.014	1:52.490	3	35.822	44.267	30.613	1:50.702
2	<u>34.987</u>	43.150	30.782	1:48.919	4	36.197	44.943	30.625	1:51.765
3	35.717	43.776	30.435	1:49.928	5	35.740	44.308	30.891	1:50.939
4	35.867	43.496	30.436	1:49.799	6	35.570	44.572	30.299	1:50.441
5	35.966	43.873	30.489	1:50.328	7	<u>35.443</u>	44.194	30.371	1:50.008
6	35.755	43.299	30.569	1:49.623	8	35.832	<u>43.867</u>	<u>30.125</u>	<u>1:49.824</u>
7	35.350	43.058	30.395	1:48.803	9	35.469	44.147	30.497	1:50.113
8	35.446	<u>43.027</u>	30.309	<u>1:48.782</u>	10	36.002	44.111	30.747	1:50.860
9	35.654	43.242	30.297	1:49.193	11	36.121	44.259	30.474	1:50.854
10	35.464	43.274	30.318	1:49.056	12	36.109	44.762	31.208	1:52.079
11	35.649	43.532	<u>29.999</u>	1:49.180	55 Hafizh Syahrin ABDULLAH (MAL) (10th)				
12	35.739	43.580	30.718	1:50.037	1	39.571	46.181	31.242	1:56.994
20 Rick OLSON (VIC) (22th)					2	35.261	45.328	32.086	1:52.675
1	<u>39.465</u>	<u>44.249</u>	<u>30.226</u>	1:53.940	3	36.777	44.514	30.515	1:51.806
21 Nicholas WATERS (VIC) (7th)					4	35.282	43.994	30.348	1:49.624
1	39.650	44.118	30.926	1:54.694	5	35.346	43.817	30.189	1:49.352
2	35.630	44.233	30.272	1:50.135	6	35.546	44.246	30.722	1:50.514
3	35.472	43.386	30.806	1:49.664	7	35.127	<u>43.169</u>	30.172	1:48.468
4	35.721	43.254	30.224	1:49.199	8	34.826	44.863	30.598	1:50.287
5	<u>35.186</u>	43.387	30.466	1:49.039	9	35.110	43.865	30.182	1:49.157
6	35.649	43.423	30.405	1:49.477	10	34.978	43.719	30.196	1:48.893
7	35.531	43.958	30.726	1:50.215	11	34.991	43.234	30.144	1:48.369
8	35.190	43.554	30.856	1:49.600	12	<u>34.674</u>	43.531	<u>29.621</u>	<u>1:47.826</u>
9	35.404	44.745	30.530	1:50.679	57 Levi DAY (SA) (18th)				
10	35.822	43.741	30.982	1:50.545	1	41.437	47.936	32.295	2:01.668
11	35.454	43.545	30.449	1:49.448	2	38.101	47.245	31.840	1:57.186
12	35.220	<u>43.125</u>	<u>30.086</u>	<u>1:48.431</u>	3	39.575	47.074	31.826	1:58.475
24 Chas HERN (VIC) (6th)					4	37.591	46.900	31.811	1:56.302
1	40.245	45.530	30.530	1:56.305	5	37.296	46.869	31.409	1:55.574
2	35.553	45.166	30.429	1:51.148	6	37.308	46.674	31.896	1:55.878
3	36.038	43.891	30.281	1:50.210	7	37.301	46.518	31.977	1:55.796
4	36.958	44.455	30.210	1:51.623	8	37.089	46.806	31.826	1:55.721
					9	37.546	46.323	32.298	1:56.167
					10	37.531	46.266	32.129	1:55.926

Scott Laing
Chief Time Keeper - Scott Laing

Peter Smith
Clerk of Course - Peter Smith

Computime Race Timing Systems Pty Ltd © 1996-2008
Licensed to Computime Race Timing Systems


www.computime.com.au

COMPUTIME RACE TIMING SYSTEMS PTY LTD

9 Timber Lane, Glen Waverley, Vic 3150. Ph : 0418 17 13 17

E-mail : scott@computime.com.au





February 25 - 27, 2011 Phillip Island, Australia

SUPPORT CLASS RESULTS



VICTORIAN MOTORCYCLE WRECKERS AUSTRALIAN SUPERSPORT

Phone: Melbourne +61 (0)3 9428 5411

Date: 27/02/11
Event: R07
Weather: Overcast - Temp: 16.4C
Track: Wet but drying

Race 2

Started at: 10:14:51
Laps: 12
Starters: 22
Printed at: 10:43

PROVISIONAL SPLIT TIMES

Lap	Split 1	Split 2	Split 3	Lap Time	Lap	Split 1	Split 2	Split 3	Lap Time	
5	35.456	43.089	29.990	1:48.535	11	37.661	46.437	31.434	1:55.532	
6	35.675	43.409	30.148	1:49.232	12	<u>36.987</u>	<u>45.410</u>	<u>30.970</u>	<u>1:53.367</u>	
7	35.312	42.937	30.162	1:48.411						
8	35.211	43.080	30.167	1:48.458						
9	<u>34.929</u>	43.221	<u>29.938</u>	1:48.088	65 Blake LEIGH-SMITH (QLD) (3rd)	1	39.742	45.128	30.500	1:55.370
10	35.549	43.845	30.995	1:50.389	2	35.542	44.816	30.257	1:50.615	
11	35.493	43.411	30.367	1:49.271	3	35.553	43.252	30.144	1:48.949	
12	35.021	<u>42.833</u>	30.147	<u>1:48.001</u>	4	35.253	43.697	29.979	1:48.929	
					5	34.739	43.504	30.158	1:48.401	
25 Brodie WATERS (VIC) (8th)					6	35.708	43.565	30.056	1:49.329	
1	40.496	44.129	30.464	1:55.089	7	34.784	43.432	<u>29.970</u>	1:48.186	
2	35.427	48.803	32.591	1:56.821	8	35.292	43.253	30.092	1:48.637	
3	37.299	44.931	30.488	1:52.718	9	<u>34.621</u>	43.352	30.071	<u>1:48.044</u>	
4	35.396	43.374	30.068	1:48.838	10	35.090	43.731	30.312	1:49.133	
5	34.978	43.516	30.260	1:48.754	11	35.196	<u>43.216</u>	30.015	1:48.427	
6	35.581	43.551	30.138	1:49.270	12	35.130	43.650	30.420	1:49.200	
7	35.447	43.568	30.232	1:49.247						
8	35.768	44.174	30.571	1:50.513	68 Glenn SCOTT (NSW) (9th)	1	39.943	45.692	31.140	1:56.775
9	35.666	43.572	30.199	1:49.437	2	35.767	45.013	31.529	1:52.309	
10	35.330	43.517	30.307	1:49.154	3	36.162	43.513	30.767	1:50.442	
11	35.172	42.965	30.056	1:48.193	4	35.501	43.789	30.713	1:50.003	
12	<u>34.898</u>	<u>42.912</u>	<u>29.961</u>	<u>1:47.771</u>	5	35.625	44.172	30.609	1:50.406	
					6	35.657	43.792	30.225	1:49.674	
30 Dylan MAVIN (QLD) (21th)					7	<u>34.893</u>	43.671	30.035	1:48.599	
1	39.819	<u>45.034</u>	30.663	1:55.516	8	36.299	43.971	30.326	1:50.596	
2	<u>35.806</u>	45.131	<u>30.547</u>	<u>1:51.484</u>	9	35.681	43.751	30.059	1:49.491	
					10	35.227	43.259	30.310	1:48.796	
35 Mitchell CARR (NSW) (4th)					11	35.047	<u>42.955</u>	30.283	1:48.285	
1	40.410	44.894	30.417	1:55.721	12	35.098	43.040	<u>29.794</u>	<u>1:47.932</u>	
2	35.667	44.986	30.293	1:50.946						
3	35.668	43.924	29.949	1:49.541	82 Chris QUINN (NSW) (13th)	1	40.859	46.530	31.499	1:58.888
4	35.526	43.733	29.971	1:49.230	2	36.474	45.070	30.860	1:52.404	
5	35.088	43.397	29.778	1:48.263	3	37.045	44.639	30.849	1:52.533	
6	35.397	43.575	29.946	1:48.918	4	35.950	44.615	30.996	1:51.561	
7	<u>35.008</u>	43.491	30.052	1:48.551	5	35.590	44.573	31.067	1:51.230	
8	35.200	<u>43.374</u>	29.768	1:48.342	6	35.709	44.926	30.729	1:51.364	
9	35.478	43.379	30.144	1:49.001						
10	35.485	43.425	30.143	1:49.053						

Scott Laing
Chief Time Keeper - Scott Laing

Peter Smith
Clerk of Course - Peter Smith

Computime Race Timing Systems Pty Ltd © 1996-2008
Licensed to Computime Race Timing Systems

www.computime.com.au

COMPUTIME RACE TIMING SYSTEMS PTY LTD

9 Timber Lane, Glen Waverley, Vic 3150. Ph : 0418 17 13 17

E-mail : scott@computime.com.au





February 25 - 27, 2011 Phillip Island, Australia

SUPPORT CLASS RESULTS

VICTORIAN MOTORCYCLE WRECKERS AUSTRALIAN SUPERSPORT

Phone: Melbourne +61 (0)3 9428 5411

Date: 27/02/11
Event: R07
Weather: Overcast - Temp: 16.4C
Track: Wet but drying

Race 2

Started at: 10:14:51
Laps: 12
Starters: 22
Printed at: 10:43

PROVISIONAL SPLIT TIMES

Lap	Split 1	Split 2	Split 3	Lap Time	Lap	Split 1	Split 2	Split 3	Lap Time
11	35.085	43.381	29.644	1:48.110	7	35.610	44.117	30.610	1:50.337
12	35.444	43.459	29.989	1:48.892	8	35.696	43.980	31.113	1:50.789
43 Bryce VAN HOOF (VIC) (16th)					9	36.247	44.600	31.652	1:52.499
1	40.937	46.267	31.258	1:58.462	10	36.113	44.097	31.168	1:51.378
2	36.375	44.897	30.901	1:52.173	11	35.518	44.034	30.782	1:50.334
3	37.196	45.138	31.315	1:53.649	12	35.603	43.787	30.897	1:50.287
4	36.732	44.684	30.838	1:52.254	91 Darren SCIBERRAS (VIC) (14th)				
5	36.159	44.424	30.891	1:51.474	1	41.438	47.109	31.974	2:00.521
6	36.461	45.419	32.076	1:53.956	2	37.166	45.650	31.313	1:54.129
7	37.353	45.028	31.643	1:54.024	3	37.214	44.943	30.656	1:52.813
8	37.376	44.794	31.618	1:53.788	4	36.365	44.434	30.546	1:51.345
9	37.732	45.817	32.575	1:56.124	5	35.763	44.516	30.779	1:51.058
10	37.654	45.948	32.573	1:56.175	6	35.702	44.524	30.728	1:50.954
11	37.829	45.947	31.954	1:55.730	7	35.920	43.930	30.295	1:50.145
12	37.253	45.499	32.273	1:55.025	8	35.863	44.153	30.483	1:50.499
					9	35.915	44.023	30.561	1:50.499
					10	35.442	44.009	31.030	1:50.481
					11	35.621	44.117	30.542	1:50.280
					12	35.775	43.922	30.703	1:50.400
					96 Aaron GOBERT (NSW) (1st)				
					1	38.889	43.246	29.516	1:51.651
					2	34.764	43.004	29.749	1:47.517
					3	34.999	42.737	29.553	1:47.289
					4	35.046	42.656	29.658	1:47.360
					5	34.996	42.685	30.272	1:47.953
					6	35.065	42.818	29.924	1:47.807
					7	34.923	42.862	30.070	1:47.855
					8	35.085	42.827	30.046	1:47.958
					9	35.250	43.354	30.130	1:48.734
					10	35.276	43.270	30.441	1:48.987
					11	35.412	43.390	30.154	1:48.956
					12	35.354	43.670	30.544	1:49.568

The results are provisional until the end of the time limit for protests and appeals.

Chief Time Keeper - Scott Laing

Clerk of Course - Peter Smith



Computime Race Timing Systems Pty Ltd © 1996-2008
Licensed to Computime Race Timing Systems

www.computime.com.au

COMPUTIME RACE TIMING SYSTEMS PTY LTD

9 Timber Lane, Glen Waverley, Vic 3150. Ph : 0418 17 13 17

E-mail : scott@computime.com.au





February 25 - 27, 2011 Phillip Island, Australia

SUPPORT CLASS RESULTS

VICTORIAN MOTORCYCLE WRECKERS AUSTRALIAN SUPERSPORT

Phone: Melbourne +61 (03) 9428 5411

Date: 27/02/11
Event: R07
Weather: Overcast - Temp: 16.4C
Track: Wet but drying

Race 2

Started at: 10:14:51
Laps: 12
Starters: 22
Printed at: 10:43

PROVISIONAL LAP CHART

Grid	1	2	3	4	5	6	7	8	9	10	11	12
25	96	96	96	96	96	96	96	96	96	96	96	96
35	12	12	12	12	12	12	12	12	12	12	12	12
12	16	16	16	16	16	16	16	16	65	65	65	65
96	25	21	21	21	21	21	65	65	16	16	35	35
21	20	35	65	65	65	65	35	35	35	35	16	16
20	21	65	35	35	35	35	21	21	21	21	21	24
16	35	30	24	24	24	24	24	24	24	24	24	21
65	65	52	52	52	25	25	68	25	25	68	68	25
82	30	24	68	68	52	68	25	68	68	25	25	68
52	52	9	55	55	68	52	55	55	55	55	55	55
30	24	68	25	25	55	55	52	52	52	52	52	52
9	9	25	9	9	9	9	9	48	9	9	9	9
24	55	55	82	82	82	48	48	9	82	82	91	82
44	68	82	48	48	48	82	82	82	91	91	82	91
91	82	48	44	44	44	44	44	44	44	44	44	44
47	48	43	43	43	43	91	91	91	43	43	43	43
48	44	44	91	91	91	43	43	43	47	47	47	47
55	43	91	47	47	47	47	13	47	13	13	57	57
68	91	57	57	57	13	13	47	13	57	57	13	
57	57	47	13	13	57	57	57	57				
43	47	13										
13	13											
61												

The results are provisional until the end of the time limit for protests and appeals.

Scott Laing
Chief Time Keeper - Scott Laing

Peter Smith
Clerk of Course - Peter Smith



Computime Race Timing Systems Pty Ltd © 1996-2008
Licensed to Computime Race Timing Systems


www.computime.com.au

COMPUTIME RACE TIMING SYSTEMS PTY LTD

9 Timber Lane, Glen Waverley, Vic 3150. Ph : 0418 17 13 17

E-mail : scott@computime.com.au





February 25 - 27, 2011 Phillip Island, Australia

SUPPORT CLASS RESULTS



VICTORIAN MOTORCYCLE WRECKERS AUSTRALIAN SUPERSPORT

Phone: Melbourne +61 (03) 9428 5411

Date: 27/02/11
Event: R07
Weather: Overcast - Temp: 16.4C
Track: Wet but drying

Race 2


Started at: 10:14:51
Laps: 12
Starters: 22
Printed at: 10:43

PROVISIONAL FASTEST LAPS SEQUENCE

Lap	Race Pos	No	Name	Machine	Fastest Lap	On Lap
1	1	96	Aaron GOBERT (NSW)	Yamaha YZF-R6	1:53.218	1
2	1	96	Aaron GOBERT (NSW)	Yamaha YZF-R6	1:47.517	2
3	1	96	Aaron GOBERT (NSW)	Yamaha YZF-R6	1:47.289	3

The results are provisional until the end of the time limit for protests and appeals.


Chief Time Keeper - Scott Laing


Clerk of Course - Peter Smith



Computime Race Timing Systems Pty Ltd © 1996-2008
Licensed to Computime Race Timing Systems


www.computime.com.au

COMPUTIME RACE TIMING SYSTEMS PTY LTD

9 Timber Lane, Glen Waverley, Vic 3150. Ph : 0418 17 13 17

E-mail : scott@computime.com.au





February 25 - 27, 2011 Phillip Island, Australia

SUPPORT CLASS RESULTS



VICTORIAN MOTORCYCLE WRECKERS AUSTRALIAN SUPERSPORT PROVISIONAL ROUND POINTS

AUSTRALIAN SUPERSPORT CHAMPIONSHIP - RIDERS

Pos	No	Name	Pole Posn	Race 1	Race 2	Total
1	96	Aaron GOBERT (NSW)	0	17	25	42
2	12	Kevin CURTAIN (VIC)	0	20	20	40
3	25	Brodie WATERS (VIC)	1	25	13	39
4	35	Mitchell CARR (NSW)	0	18	17	35
5	65	Blake LEIGH-SMITH (QLD)	0	14	18	32
6	16	Christan CASELLA (VIC)	0	15	16	31
7	24	Chas HERN (VIC)	0	9	15	24
8	9	Andy LAWSON (QLD)	0	11	9	20
9	55	Hafizh Syahrin ABDULLAH (MAL)	0	7	11	18
10	52	Ryan TAYLOR (VIC)	0	8	10	18
11	82	Chris QUINN (NSW)	0	10	8	18
12	44	Jackson LEIGH-SMITH (QLD)	0	12	6	18
13	20	Rick OLSON (VIC)	0	16	0	16
14	21	Nicholas WATERS (VIC)	0	0	14	14
15	30	Dylan MAVIN (QLD)	0	13	0	13
16	68	Glenn SCOTT (NSW)	0	0	12	12
17	91	Darren SCIBERRAS (VIC)	0	4	7	11
18	57	Levi DAY (SA)	0	5	3	8
19	43	Bryce VAN HOOF (VIC)	0	2	5	7
20	47	Giuseppe SCARCELLA (NSW)	0	3	4	7
21	48	Laurence GUDE (TAS)	0	6	0	6
22	13	Richard ELLIS (VIC)	0	1	0	1

AUSTRALIAN SUPERSPORT CHAMPIONSHIP - MANUFACTURERS

Pos	No	Name	Pole Posn	Race 1	Race 2	Total
1		Yamaha	0	97	94	191
2		Suzuki	1	59	63	123
3		Triumph	0	33	33	66
4		Honda	0	25	6	31
5		Kawasaki	0	2	17	19

Scott Laing
Chief Time Keeper - Scott Laing

Peter Smith
Clerk of Course - Peter Smith

Computime Race Timing Systems Pty Ltd © 1996-2008
Licensed to Computime Race Timing Systems

www.computime.com.au

COMPUTIME RACE TIMING SYSTEMS PTY LTD

9 Timber Lane, Glen Waverley, Vic 3150. Ph : 0418 17 13 17

E-mail : scott@computime.com.au

